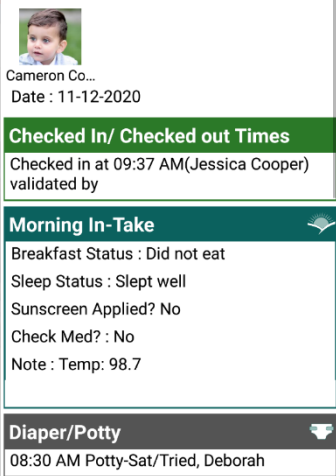


Overview of LifeCubby:

Family App:

Long hold on your child's profile picture to view their current daily sheet.

Daily Sheets



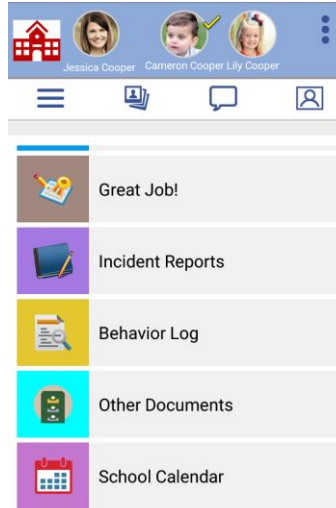
Cameron Co...
Date : 11-12-2020

Checked In/ Checked out Times
Checked in at 09:37 AM(Jessica Cooper) validated by

Morning In-Take

Breakfast Status : Did not eat
Sleep Status : Slept well
Sunscreen Applied? No
Check Med? : No
Note : Temp: 98.7

Diaper/Potty
08:30 AM Potty-Sat/Tried, Deborah



Great Job!

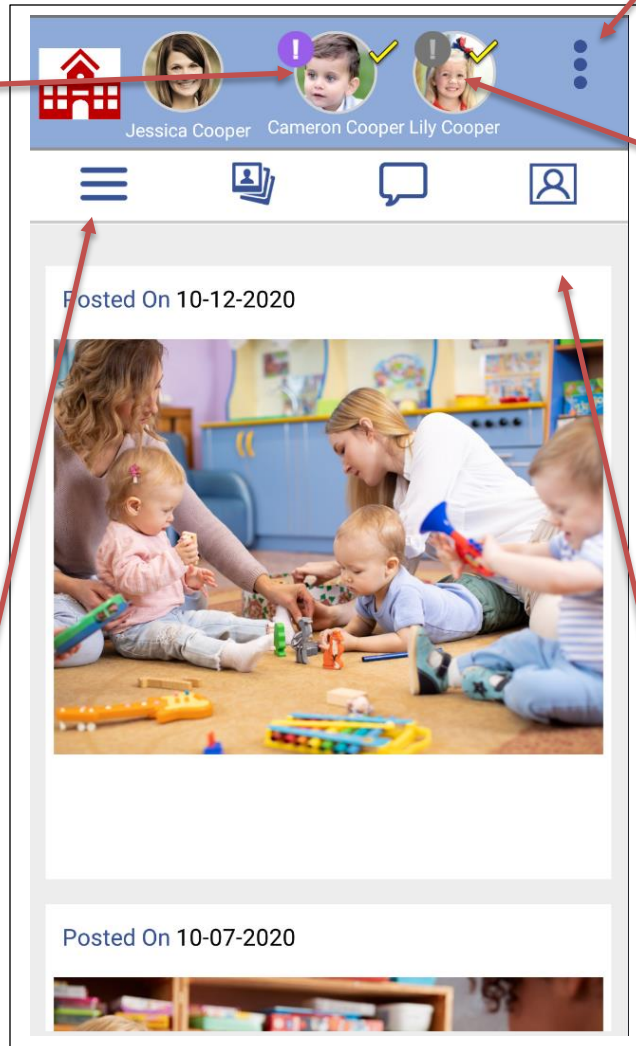
Incident Reports

Behavior Log

Other Documents

School Calendar

This menu tab will take you to view all other items posted to your child's LifeCubby account.



Posted On 10-12-2020

Posted On 10-07-2020

Refresh

Logout

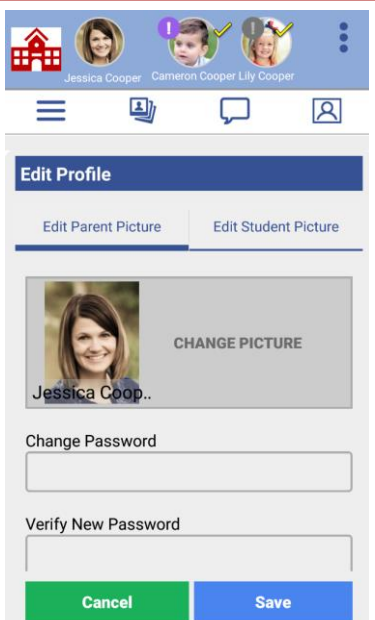
Clear cache

New messages will appear as a purple exclamation point on the child's picture. Select it to view new messages. Once viewed, the icon will turn grey.

Parent send messages

Jessica Cooper : Lily's grandma is picking up at 11-12-20 09:54 3pm today.

Purple : Thanks for letting us know!
11-12-20 10:36



Edit Profile

Edit Parent Picture Edit Student Picture

CHANGE PICTURE

Jessica Coop..

Change Password

Verify New Password

Cancel Save

LifeCubby Website:

Health & Growth
Memories

My Account
Manage My Cubbies
Manage My Tuition
Cubby Pals
School Calendar

The screenshot shows the LifeCubby website interface. At the top left is the LifeCubby logo with the tagline "Successful Children • Happier Families & Teachers". The top right navigation bar includes "Cubby Hub", "Add Entries", "Admin", and "Help". Below the navigation bar, there is a search bar with a "Select Language" dropdown menu. The main content area is titled "PORTFOLIO" and displays a list of entries for Jessica Cooper. Each entry includes a title, a brief description, and a date. A dropdown menu is open over the "Filter" section, showing options like "School Portfolio", "School Daily Sheets", "School Lesson Plans", etc. A red arrow points from the "Health & Growth" and "Memories" boxes at the top to the "Add Entries" link in the navigation bar. Another red arrow points from the "Select Language" button to the "Filter" dropdown menu.

Click the entry to view or download.

If your child is leaving or graduating from the school, you do not need to download all entries. Parents get to keep their accounts for free even after their child is no longer enrolled in school.

Feel free to contact us for any assistance!

contact@lifecubby.me

614-423-7815